


# **NAAC Criterion-II**

## **Teaching- Learning and Evaluation**

**Key Indicator – 2.6 Student Performance and Learning Outcome**

**Sub-Criteria 2.6.2 Attainment of Programme outcomes and course outcomes are evaluated by the institution.**



**TECNIA INSTITUTE OF ADVANCED STUDIES**  
(Approved By AICTE, Ministry of Education, Govt. of India,  
Affiliated to G.G.S.I.P. University & Recognised Under Sec. 2 (f) of UGC 1956)  
PSP, Institutional Area Madhuban Chowk, Sector 14, Rohini, New Delhi-110085



# TECNIA INSTITUTE OF ADVANCED STUDIES

**GRADE "A" INSTITUTE**

Approved by AICTE, Ministry of HRD, Govt. of India, Affiliated to GGSIP University  
Recognized Under Sec. 2(f) of UGC Act 1956

**INSTITUTIONAL AREA MADHUBAN CHOWK, ROHINI, DELHI 110085**

Tel:91-11-27555121-24, E-Mail : [directortias@tecnia.in](mailto:directortias@tecnia.in), Website: [www.tiaspg.tecnia.in](http://www.tiaspg.tecnia.in)



Accredited  
QMS & EMS Certification  
ISO 9001:2015  
ISO 14001:2015  
CAS #118005



21001:2018  
Management Systems for  
Education Organizations



51001:2018  
Energy Management Systems


**Course: BBA(G)(170)**

**Batch: 2019-2022**

**Shift: Morning**

S. No.	Code No.	Paper	Direct Course Attainment	PO1	PO2	PO3	PO4	PO5	PO6	PO7	PO8
1	BBA 101	Management Process & Organizational Behaviour	0.50	0.50	0.29	0.29	0.28	0.20	0.25	0.17	0.23
2	BBA 103	Business Mathematics	0.25	0.25	0.20	0.22	0.25	0.17	0.17	0.08	0.17
3	BBA 105	Financial Accounting and Analysis	0.75	0.75	0.25	0.25	0.25	0.50	0.25	0.25	0.25
4	BBA 107	Business Economics	0.25	0.25	0.14	0.08	0.13	0.08	0.13	0.08	0.08
5	BBA 109	Computer Applications	0.00	0.00	0.00	0.00	0.00	0.00	0.00	0.00	0.00
6	BBA 111	Computer Applications Lab	3.00	3.00	1.00	1.00	1.00	1.67	1.00	1.00	1.00
7	BBA 102	Cost Accounting	3.00	3.00	2.00	2.00	1.00	1.00	1.00	1.00	1.60
8	BBA 104	Quantitative Techniques	3.00	3.00	2.75	2.75	1.67	1.00	1.00	1.00	1.50
9	BBA 106	E- Commerce	3.00	3.00	2.00	2.00	1.00	1.00	2.00	1.00	2.00
10	BBA 108	E- Commerce Lab	2.25	2.25	1.13	1.13	1.00	0.75	1.50	0.75	1.50
11	BBA 110	Business Communication	3.00	3.00	1.67	1.67	1.00	2.00	1.00	1.00	1.00
12	BBA 112	Business Environment	3.00	3.00	2.67	2.67	1.67	2.00	2.67	1.00	1.50
13	BBA 201	Business Law	0.75	0.69	0.38	0.38	0.25	0.31	0.38	0.50	0.38
14	BBA 203	Marketing Management	3.00	3.00	2.00	2.00	1.00	1.25	1.00	1.50	1.50
15	BBA 205	Business Ethics and Corporate Social Responsibility	1.50	1.50	0.88	0.88	0.83	0.88	0.50	1.50	0.75
16	BBA 207	Management Accounting	3.00	2.60	2.80	2.80	2.40	1.00	2.00	1.00	1.80
17	BBA 209	Indian Economy	3.00	2.75	1.33	1.33	2.00	1.00	1.00	1.00	1.00
18	BBA 202	Human Resource Management	3.00	2.25	1.75	1.75	1.00	2.00	1.67	1.33	1.50
19	BBA 204	Financial Management	3.00	3.00	2.60	2.60	1.75	2.00	2.00	1.00	1.60
20	BBA 206	Research Methodology	3.00	2.75	2.00	2.00	1.00	1.00	2.00	1.00	1.75
21	BBA 208	Research Methodology Lab	3.00	3.00	3.00	3.00	2.00	1.00	1.00	1.00	1.00
22	BBA 210	Information Systems Management	3.00	2.50	2.00	1.67	1.00	1.00	1.00	1.00	1.75
23	BBA 212	Information Systems Management Lab	3.00	2.75	2.00	2.00	1.00	1.00	1.00	1.00	1.75
24	BBA 301	Income Tax Law and Practice	3.00	2.40	2.67	2.25	1.50	1.50	2.20	1.67	1.80
25	BBA 303	Production & Operations Management	3.00	2.75	2.00	2.33	2.50	2.00	1.75	1.00	2.50
26	BBA 305	Services Marketing	3.00	2.40	1.80	1.50	1.25	1.67	1.75	1.25	1.60
27	BBA 307	Entrepreneurship Development	0.75	0.60	0.58	0.56	0.58	0.55	0.50	0.56	0.50
28	BBA 309	Goods & Services Tax (GST)	3.00	2.40	1.60	1.40	1.33	1.00	1.00	1.00	1.40

29	BBA 311	Summer Training Report	3.00	2.67	1.33	1.33	1.00	2.33	1.50	1.33	1.67
30	BBA 302	Project Management	3.00	2.25	1.75	2.50	2.00	1.00	1.67	1.00	1.50
31	BBA 304	Digital Marketing	3.00	2.25	1.50	1.33	1.00	2.50	1.25	1.00	1.50
32	BBA 306	International Business Management	3.00	2.75	1.50	1.00	2.00	1.50	1.00	1.00	1.25
33	BBA 308	Business Policy & Strategy	3.00	2.25	2.25	1.75	1.33	1.75	1.00	1.00	1.33
34	BBA 310	Sales & Distribution Management	3.00	2.50	1.50	1.75	1.00	1.00	2.00	1.50	1.25
35	BBA 312	Project Report	3.00	2.67	1.33	1.33	1.33	1.33	1.00	1.33	1.33
		<b>Average</b>		<b>2.19</b>	<b>1.56</b>	<b>1.53</b>	<b>1.15</b>	<b>1.17</b>	<b>1.17</b>	<b>0.94</b>	<b>1.24</b>
		<b>Direct Attainment 80%</b>		<b>1.75</b>	<b>1.25</b>	<b>1.22</b>	<b>0.92</b>	<b>0.94</b>	<b>0.94</b>	<b>0.75</b>	<b>0.99</b>
		<b>Indirect Attainment(20%)</b>		<b>0.51</b>	<b>0.50</b>	<b>0.57</b>	<b>0.51</b>	<b>0.52</b>	<b>0.58</b>	<b>0.49</b>	<b>0.55</b>
		<b>Total (Actual Attainment)</b>		<b>2.26</b>	<b>1.75</b>	<b>1.79</b>	<b>1.43</b>	<b>1.45</b>	<b>1.52</b>	<b>1.24</b>	<b>1.54</b>


  
 Director  
 Institute of Advanced Studies  
 (Affiliated to GGSIP University Delhi)  
 Madhvan Shwari, Rohini, Delhi-60

**Course: BBA(G)(213)**

**Batch: 2019-2022**

**Shift: Evening**


S. No.	Code No.	Paper	Direct Course Attainment	PO1	PO2	PO3	PO4	PO5	PO6	PO7	PO8
1	BBA 101	Management Process & Organizational Behaviour	0.50	0.50	0.29	0.29	0.28	0.20	0.25	0.17	0.23
2	BBA 103	Business Mathematics	0.25	0.25	0.20	0.22	0.25	0.17	0.17	0.08	0.17
3	BBA 105	Financial Accounting and Analysis	0.75	0.75	0.25	0.25	0.25	0.50	0.25	0.25	0.25
4	BBA 107	Business Economics	0.00	0.00	0.00	0.00	0.00	0.00	0.00	0.00	0.00
5	BBA 109	Computer Applications	0.00	0.00	0.00	0.00	0.00	0.00	0.00	0.00	0.00
6	BBA 111	Computer Applications Lab	3.00	3.00	1.00	1.00	1.00	1.67	1.00	1.00	1.00
7	BBA 102	Cost Accounting	3.00	3.00	2.00	2.00	1.00	1.00	1.00	1.00	1.60
8	BBA 104	Quantitative Techniques	3.00	3.00	2.75	2.75	1.67	1.00	1.00	1.00	1.50
9	BBA 106	E- Commerce	3.00	3.00	2.00	2.00	1.00	1.00	2.00	1.00	2.00
10	BBA 108	E- Commerce Lab	2.00	2.00	1.00	1.00	0.89	0.67	1.33	0.67	1.33
11	BBA 110	Business Communication	3.00	3.00	1.67	1.67	1.00	2.00	1.00	1.00	1.00
12	BBA 112	Business Environment	3.00	3.00	2.67	2.67	1.67	2.00	2.67	1.00	1.50
13	BBA 201	Business Law	0.75	0.69	0.38	0.38	0.25	0.31	0.38	0.50	0.38
14	BBA 203	Marketing Management	3.00	3.00	2.00	2.00	1.00	1.25	1.00	1.50	1.50
15	BBA 205	Business Ethics and Corporate Social Responsibility	0.75	0.75	0.44	0.44	0.42	0.44	0.25	0.75	0.38
16	BBA 207	Management Accounting	1.50	1.30	1.40	1.40	1.20	0.50	1.00	0.50	0.90
17	BBA 209	Indian Economy	3.00	2.75	1.33	1.33	2.00	1.00	1.00	1.00	1.00
18	BBA 202	Human Resource Management	3.00	2.25	1.75	1.75	1.00	2.00	1.67	1.33	1.50
19	BBA 204	Financial Management	3.00	3.00	2.60	2.60	1.75	2.00	2.00	1.00	1.60
20	BBA 206	Research Methodology	3.00	2.75	2.00	2.00	1.00	1.00	2.00	1.00	1.75
21	BBA 208	Research Methodology Lab	3.00	3.00	3.00	3.00	2.00	1.00	1.00	1.00	1.00
22	BBA 210	Information Systems Management	3.00	2.50	2.00	1.67	1.00	1.00	1.00	1.00	1.75
23	BBA 212	Information Systems Management Lab	3.00	2.75	2.00	2.00	1.00	1.00	1.00	1.00	1.75
24	BBA 301	Income Tax Law and Practice	3.00	2.40	2.67	2.25	1.50	1.50	2.20	1.67	1.80
25	BBA 303	Production & Operations Management	3.00	2.75	2.00	2.33	2.50	2.00	1.75	1.00	2.50
26	BBA 305	Services Marketing	3.00	2.40	1.80	1.50	1.25	1.67	1.75	1.25	1.60
27	BBA 307	Entrepreneurship Development	0.75	0.60	0.58	0.56	0.58	0.55	0.50	0.56	0.50
28	BBA 309	Goods & Services Tax (GST)	3.00	2.40	1.60	1.40	1.33	1.00	1.00	1.00	1.40
29	BBA 311	Summer Training Report	3.00	2.67	1.33	1.33	1.00	2.33	1.50	1.33	1.67
30	BBA 302	Project Management	3.00	2.25	1.75	2.50	2.00	1.00	1.67	1.00	1.50
31	BBA 304	Digital Marketing	3.00	2.25	1.50	1.33	1.00	2.50	1.25	1.00	1.50
32	BBA 306	International Business Management	2.75	2.52	1.38	0.92	1.83	1.38	0.92	0.92	1.15
33	BBA 308	Business Policy & Strategy	3.00	2.25	2.25	1.75	1.33	1.75	1.00	1.00	1.33
34	BBA 310	Sales & Distribution Management	3.00	2.50	1.50	1.75	1.00	1.00	2.00	1.50	1.25
35	BBA 312	Project Report	3.00	2.67	1.33	1.33	1.33	1.33	1.00	1.33	1.33
		<b>Average</b>		<b>2.11</b>	<b>1.50</b>	<b>1.47</b>	<b>1.09</b>	<b>1.13</b>	<b>1.13</b>	<b>0.89</b>	<b>1.19</b>
		<b>Direct Attainment 80%</b>		<b>1.69</b>	<b>1.20</b>	<b>1.17</b>	<b>0.88</b>	<b>0.91</b>	<b>0.90</b>	<b>0.72</b>	<b>0.95</b>
		<b>Indirect Attainment(20%)</b>		<b>0.51</b>	<b>0.49</b>	<b>0.58</b>	<b>0.53</b>	<b>0.50</b>	<b>0.56</b>	<b>0.49</b>	<b>0.56</b>
		<b>Total (Actual Attainment)</b>		<b>2.20</b>	<b>1.68</b>	<b>1.76</b>	<b>1.41</b>	<b>1.41</b>	<b>1.46</b>	<b>1.20</b>	<b>1.51</b>

  
 Director  
 Faculty Institute of Advanced Studies  
 (Affiliated to GGSIP University Delhi)  
 Madhuban Chowk, Bahadurpur, Delhi-110088

**Course: MBA(G)(170)****Batch: 2020-2022****Shift: Morning**

S. No.	Code No.	Paper	Direct Course Attainment	PO1	PO2	PO3	PO4	PO5
1	MS 101	Management Process & Organizational Behaviour	3.00	1.75	2.00	1.75	2.00	1.75
2	MS 103	Decision Sciences	0.75	0.56	0.50	0.50	0.50	0.50
3	MS 105	Managerial Economics	3.00	2.00	1.67	2.00	2.00	2.00
4	MS 107	Accounting for Management	3.00	2.00	2.25	2.20	1.80	2.20
5	MS 109	Information Technology Management	3.00	2.00	1.75	2.00	1.50	2.33
6	MS 111	Business Communication	3.00	2.00	1.67	2.25	2.40	2.00
7	MS 113	Legal Aspects of Business	0.75	0.58	0.42	0.50	0.50	0.60
8	MS 151	Information Technology Management Lab	3.00	2.33	1.33	1.00	2.00	2.00
9	MS 102	Management of Technology, Innovation and Change	3.00	2.00	1.67	2.00	1.75	1.75
10	MS 104	Financial Management	3.00	1.60	1.80	2.00	2.20	1.67
11	MS 106	Marketing Management	3.00	2.00	2.00	1.25	2.00	1.75
12	MS 108	Business Research Methods	3.00	1.75	2.00	2.33	1.33	1.75
13	MS 110	Operations Management	3.00	2.00	1.33	2.00	1.75	1.50
14	MS 112	Human Resource Management	3.00	1.75	1.50	2.50	1.33	2.00
15	MS 114	E-Business	3.00	1.75	1.75	2.50	3.00	2.00
16	MS 201	Summer Training report	3.00	1.60	2.20	2.00	1.60	1.80
17	MS 203	Management of International Business	3.00	1.50	2.00	1.50	1.75	2.00
18	MS 205	Information Systems Management	3.00	2.00	1.75	1.25	2.00	2.00
19	MS 207	Entrepreneurship Development	3.00	3.00	1.75	2.00	2.25	2.00
20	MS 211	Consumer Behaviour	3.00	2.00	2.25	1.75	2.00	2.25
21	MS 215	International Marketing	3.00	2.25	1.75	2.25	1.75	1.75
22	MS 217	Services marketing	3.00	2.00	2.25	1.75	2.00	2.25
23	MS 221	International Marketing	3.00	2.25	1.75	2.25	1.75	1.75
24	MS 225	Security Analysis And Investment Management	0.75	0.50	0.56	0.44	0.50	0.56
25	MS 227	Corporate Tax Planning	3.00	2.25	1.75	2.25	1.75	1.75
26	MS 231	Compensation Management	3.00	1.80	2.20	1.60	2.20	2.40
27	MS 235	Training and Development	0.75	0.50	0.45	0.50	0.50	0.45
28	MS 237	Performance Management	3.00	2.25	1.75	2.25	1.75	1.75
29	MS 253	Export-Import Policies, Procedures And Documentatio	3.00	1.75	2.00	2.00	2.25	2.00
30	MS 255	WTO And Intellectual Property Rights	0.75	0.56	0.44	0.56	0.44	0.44
31	MS 259	International Business Negotiation	0.75	0.56	0.44	0.56	0.50	0.44
32	MS 202	Project Dissertation	3.00	2.00	1.80	1.80	1.40	1.80
33	MS 204	Business Intelligence And Applications	3.00	2.00	1.60	2.00	2.00	2.00
34	MS 206	Strategic Management	3.00	1.75	1.75	2.00	2.50	1.50
35	MS 208	Corporate Social Responsibility, Human Values and E	3.00	2.00	1.75	1.75	2.00	1.75
36	MS 212	Retail Management	3.00	2.00	1.75	2.25	1.75	1.75

37	MS 214	Advertising And Brand Management	3.00	1.75	1.50	1.75	2.25	2.00
38	MS 222	Mergers, Acquisitions And Corporate Restructuring	3.00	2.00	1.75	2.25	1.75	1.75
39	MS 224	Financial Derivatives	3.00	2.25	1.75	2.25	2.00	1.75
40	MS 228	Strategic Human Resource Management	3.00	1.80	1.60	2.40	1.80	2.00
41	MS 230	Organizational Development	3.00	2.00	1.60	2.20	2.20	2.00
42	MS 244	Global Competitiveness And Strategic Alliance	0.75	0.44	0.38	0.50	0.63	0.56
43	MS 246	Supply Chain Management For International Business	3.00	2.25	1.75	2.25	2.00	1.75
		<b>Average</b>		<b>1.75</b>	<b>1.58</b>	<b>1.75</b>	<b>1.71</b>	<b>1.67</b>
		<b>Direct Attainment 80%</b>		<b>1.40</b>	<b>1.26</b>	<b>1.40</b>	<b>1.36</b>	<b>1.34</b>
		<b>Indirect Attainment(20%)</b>		<b>0.60</b>	<b>0.56</b>	<b>0.59</b>	<b>0.60</b>	<b>0.59</b>
		<b>Total (Actual Attainment)</b>		<b>1.99</b>	<b>1.83</b>	<b>1.99</b>	<b>1.96</b>	<b>1.93</b>




Director

IGSIS Institute of Advanced Studies  
 (Affiliated to GGSIP University Delhi)  
 Madhuban Chowk, Rehni, Delhi-85

**Course: MBA(G)(213)**  
**Batch: 2020-2022**  
**Shift: Evening**

S. No.	Code No.	Paper	Direct Course Attainment	PO1	PO2	PO3	PO4	PO5
1	MS 101	Management Process & Organizational Behaviour	2.25	1.31	1.50	1.31	1.50	1.31
2	MS 103	Decision Sciences	0.75	0.56	0.50	0.50	0.50	0.50
3	MS 105	Managerial Economics	3.00	2.00	1.67	2.00	2.00	2.00
4	MS 107	Accounting for Management	3.00	2.00	2.25	2.20	1.80	2.20
5	MS 109	Information Technology Management	3.00	2.00	1.75	2.00	1.50	2.33
6	MS 111	Business Communication	3.00	2.00	1.67	2.25	2.40	2.00
7	MS 113	Legal Aspects of Business	0.75	0.58	0.42	0.50	0.50	0.60
8	MS 151	Information Technology Management Lab	3.00	2.33	1.33	1.00	2.00	2.00
9	MS 102	Management of Technology, Innovation and Change	3.00	2.00	1.67	2.00	1.75	1.75
10	MS 104	Financial Management	3.00	1.60	1.80	2.00	2.20	1.67
11	MS 106	Marketing Management	3.00	2.00	2.00	1.25	2.00	1.75
12	MS 108	Business Research Methods	3.00	1.75	2.00	2.33	1.33	1.75
13	MS 110	Operations Management	3.00	2.00	1.33	2.00	1.75	1.50
14	MS 112	Human Resource Management	3.00	1.75	1.50	2.50	1.33	2.00
15	MS 114	E-Business	3.00	1.75	1.75	2.50	3.00	2.00
16	MS 201	Summer Training report	3.00	1.60	2.20	2.00	1.60	1.80
17	MS 203	Management of International Business	3.00	1.50	2.00	1.50	1.75	2.00
18	MS 205	Information Systems Management	3.00	2.00	1.75	1.25	2.00	2.00
19	MS 207	Entrepreneurship Development	3.00	3.00	1.75	2.00	2.25	2.00
20	MS 211	Consumer Behaviour	2.25	1.50	1.69	1.31	1.50	1.69
21	MS 215	International Marketing	3.00	2.25	1.75	2.25	1.75	1.75
22	MS 217	Services marketing	2.25	1.50	1.69	1.31	1.50	1.69
23	MS 221	International Financial Management	3.00	2.25	1.75	2.25	1.75	1.75
24	MS 225	Security Analysis And Investment Management	0.75	0.50	0.56	0.44	0.50	0.56
25	MS 227	Corporate Tax Planning	3.00	2.25	1.75	2.25	1.75	1.75
26	MS 202	Project Dissertation	3.00	2.00	1.80	1.80	1.40	1.80
27	MS 204	Business Intelligence And Applications	2.25	1.50	1.20	1.50	1.50	1.50
28	MS 206	Strategic Management	3.00	1.75	1.75	2.00	2.50	1.50
29	MS 208	Corporate Social Responsibility, Human Values and E	3.00	2.00	1.75	1.75	2.00	1.75
30	MS 212	Retail Management	3.00	2.00	1.75	2.25	1.75	1.75
31	MS 214	Advertising And Brand Management	3.00	1.75	1.50	1.75	2.25	2.00
32	MS 222	Mergers, Acquisitions And Corporate Restructuring	3.00	2.00	1.75	2.25	1.75	1.75
33	MS 224	Financial Derivatives	3.00	2.25	1.75	2.25	2.00	1.75
		<b>Average</b>		<b>1.80</b>	<b>1.61</b>	<b>1.77</b>	<b>1.73</b>	<b>1.70</b>
		<b>Direct Attainment 80%</b>		<b>1.44</b>	<b>1.29</b>	<b>1.42</b>	<b>1.38</b>	<b>1.36</b>
		<b>Indirect Attainment(20%)</b>		<b>0.59</b>	<b>0.58</b>	<b>0.58</b>	<b>0.55</b>	<b>0.57</b>
		<b>Total (Actual Attainment)</b>		<b>2.03</b>	<b>1.87</b>	<b>2.00</b>	<b>1.93</b>	<b>1.93</b>

  
 Director  
 Institute of Advanced Studies  
 (Affiliated to GGS Indraprastha University, Delhi)  
 Madhuban Chowk, Rehni, Delhi-85

**Course: BA(JMC)(170)**

**Batch: 2019-2022**

**Shift: Morning**

S. No.	Code No.	Paper	Direct Course Attainment	PO 1	PO 2	PO 3	PO 4	PO 5	PO 6	PO 7	PO 8	PO 9	PO 10	PO 11	PO 12
1	101	Communication: Concepts & Processes	0.75	0.70	0.63	0.56	0.60	0.40	0.25	0.50	0.25	0.30	0.00	0.25	0.25
2	103	Contemporary India: An Overview	0.75	0.70	0.60	0.56	0.55	0.33	0.38	0.25	0.50	0.31	0.00	0.00	0.30
3	105	Basics of Design and Graphics	1.50	1.50	1.38	1.50	1.17	0.50	1.50	0.50	1.00	1.25	0.00	0.00	1.00
4	107	Personality Development	3.00	1.80	1.50	2.00	3.00	2.40	1.25	0.00	1.20	1.25	1.00	1.40	1.60
5	109	Writing Skills Lab	2.75	2.20	1.65	2.75	2.75	1.15	1.10	2.57	1.65	1.65	1.38	1.22	1.28
6	151	Communication Skills Lab	1.20	1.20	0.70	0.90	1.00	0.70	0.60	0.67	0.60	0.90	0.80	1.00	1.10
7	153	Contemporary India: Issues & Debates (Seminars & Pr	2.60	2.31	2.31	2.02	2.31	2.02	2.31	2.31	2.31	1.73	1.44	2.31	2.02
8	155	Design & Graphics Lab-1	1.80	1.80	1.20	1.80	1.80	0.00	0.00	1.80	1.20	1.20	0.80	1.00	1.20
9	157	Personality Development Lab	3.00	2.80	1.80	2.60	3.00	2.00	1.60	1.40	2.00	2.60	1.40	1.80	2.60
10	159	Writing Skills Lab	3.00	2.00	1.50	3.00	2.50	1.00	1.75	3.00	2.00	1.50	1.75	2.00	2.00
11	102	Print Journalism	3.00	3.00	3.00	2.60	2.20	1.50	2.00	0.00	2.00	2.20	1.00	2.50	2.40
12	104	Media Laws & Ethics	3.00	3.00	3.00	2.75	2.25	1.50	2.00	2.00	1.67	2.25	1.00	2.33	2.25
13	106	Still Photography	3.00	3.00	3.00	3.00	2.75	2.50	1.67	2.00	2.50	2.25	1.67	2.00	3.00
14	108	Health Communication	3.00	2.33	2.67	2.67	2.50	1.50	1.67	1.33	2.00	1.67	1.75	1.80	1.83
15	110	Sports Journalism	3.00	2.80	2.40	2.80	2.80	2.25	1.40	1.80	2.00	1.75	2.20	2.25	1.80
16	152	Print Journalism Lab	1.80	1.50	1.65	1.50	1.50	1.20	1.80	0.60	0.60	1.60	0.00	0.75	1.65
17	154	Still Photography Lab	2.20	2.20	1.96	2.20	1.96	1.22	1.83	1.47	1.83	1.47	0.73	1.71	1.96
18	156	Design & Graphics Lab-2	1.80	1.80	1.80	1.80	1.80	1.80	0.00	0.00	0.00	1.20	0.60	1.20	1.60
19	158	Health Communication Lab	1.80	1.60	1.80	1.20	1.20	0.80	1.20	1.20	1.40	1.60	0.90	1.60	1.80
20	160	Sports Journalism Lab	3.00	3.00	3.00	2.67	2.00	2.00	1.33	2.00	2.67	2.33	2.00	2.00	2.67
21	201	Development Communication	3.00	2.80	2.40	2.40	2.40	2.00	2.60	2.20	2.40	1.60	1.33	2.00	1.80
22	203	Basics of Radio Programming & Production	3.00	3.00	2.80	3.00	2.60	2.00	2.00	1.67	2.67	2.40	1.33	2.20	2.40
23	205	Basics of Video Camera: Lights & Sound	3.00	2.80	2.60	3.00	2.80	1.80	1.00	3.00	2.00	2.25	1.50	2.40	2.80
24	207	Radio Jockeying & News Reading	2.25	1.50	0.94	2.25	2.06	0.75	0.75	1.88	1.13	1.13	1.25	1.50	1.31
25	209	Video Editing	3.00	2.50	1.33	3.00	2.25	0.00	0.00	2.50	1.50	1.00	1.00	1.00	1.00
26	251	Radio Production Lab	2.20	1.47	1.61	1.91	1.61	1.47	0.88	1.76	1.17	1.17	1.47	1.03	1.17
27	253	Video Production Lab	3.00	2.25	2.50	3.00	3.00	1.50	1.50	3.00	2.00	2.00	1.75	1.25	1.75
28	255	Summer Training Report	3.00	2.50	2.50	2.75	2.25	1.50	1.75	2.75	2.25	1.50	2.00	2.00	2.00
29	257	Radio Jockeying & News Reading Lab	3.00	2.75	2.50	2.75	2.75	2.00	2.50	3.00	2.50	2.50	2.25	2.25	2.50
30	259	Video Editing Lab	3.00	2.67	2.67	3.00	2.00	1.33	1.33	2.67	2.00	1.33	1.67	2.00	1.67
31	202	Basics of Advertising	3.00	2.86	2.86	2.00	2.40	1.50	2.25	2.60	2.00	2.57	1.25	2.00	2.57
32	204	Basics of Public Relations	3.00	3.00	2.83	2.67	2.40	1.83	1.60	1.80	2.33	2.20	2.75	2.50	2.33
33	206	Television Programming & Production	3.00	2.80	2.20	2.60	2.20	1.50	1.67	1.00	1.50	2.00	1.50	2.80	2.60
34	208	Television News: Reporting & Anchoring	3.00	2.50	2.50	2.75	2.75	1.75	1.50	2.00	1.25	1.25	1.00	1.50	1.50
35	210	Corporate Communication	3.00	3.00	3.00	3.00	1.75	1.00	1.67	2.00	1.00	2.00	1.50	2.00	2.00
36	252	Advertising Lab	3.00	3.00	3.00	3.00	3.00	1.50	2.25	2.00	2.00	2.00	2.00	2.75	2.50
37	254	Public Relations Lab	3.00	3.00	3.00	3.00	3.00	2.00	2.00	1.00	3.00	2.00	1.00	2.00	2.67
38	256	Television Production Lab	3.00	3.00	3.00	3.00	3.00	3.00	0.00	1.00	1.50	2.00	1.00	2.33	2.67
39	258	Television News: Reporting & Anchoring Lab	3.00	2.50	2.50	2.75	2.75	1.75	1.50	2.00	1.25	1.25	1.00	1.50	1.50
40	260	Corporate Communication Lab	3.00	3.00	3.00	3.00	1.67	1.00	1.00	0.00	1.00	2.00	1.50	2.00	2.00
41	301	Basics of New Media	3.00	2.20	2.80	2.80	2.40	2.00	2.20	2.60	2.40	2.00	1.60	2.00	1.80
42	303	Media Research	0.75	0.58	0.42	0.50	0.50	0.31	0.55	0.40	0.44	0.46	0.75	0.45	0.50
43	305	Event Management	3.00	1.75	1.75	2.25	2.00	1.25	1.00	1.33	1.00	1.00	1.50	2.75	1.50
44	307	Digital Media Marketing	3.00	2.40	2.60	2.20	2.40	2.50	1.75	2.60	1.67	1.20	2.33	1.50	1.40
45	309	Film Appreciation	3.00	2.00	2.67	1.83	2.17	2.00	1.60	1.80	1.60	1.33	2.00	1.00	1.17
46	351	New Media Lab	2.20	1.47	1.47	2.20	1.76	0.73	1.22	2.05	1.47	0.88	1.32	1.47	1.61
47	353	Media Research Lab	3.00	2.80	1.60	2.20	1.60	1.00	1.00	2.40	1.00	1.60	2.20	1.80	2.20




48	355	Event Management Lab	3.00	1.67	1.67	2.00	2.33	2.33	1.00	2.67	2.00	1.33	2.00	2.33	1.67
49	357	Functional Exposure Report	2.00	1.56	1.78	2.00	2.00	1.11	0.89	1.78	1.33	1.33	1.11	1.56	1.56
50	359	Digital Media Marketing Lab	2.60	2.17	2.17	2.60	2.17	1.52	1.73	2.38	1.73	1.52	1.95	1.73	1.73
51	361	Film Appreciation Lab	3.00	2.25	2.25	2.25	2.00	1.50	2.25	2.75	2.00	1.50	2.00	1.67	1.25
52	302	Media Management & Entrepreneurship	3.00	2.60	2.60	2.40	2.20	2.80	1.80	2.00	2.00	1.60	2.80	2.80	2.20
53	304	Global Media: An Overview	3.00	2.75	2.75	2.00	1.75	2.00	2.50	2.00	2.50	1.50	1.50	2.50	2.00
54	306	Environment Communications	3.00	2.00	2.80	1.80	2.20	2.25	2.80	1.80	2.20	2.00	2.00	2.40	2.40
55	352	Final Project & Comprehensive Viva	1.50	1.25	0.88	1.20	0.90	1.00	0.00	1.00	1.25	0.75	0.83	0.50	0.75
		<b>Average</b>		<b>2.25</b>	<b>2.14</b>	<b>2.29</b>	<b>2.12</b>	<b>1.50</b>	<b>1.41</b>	<b>1.72</b>	<b>1.64</b>	<b>1.58</b>	<b>1.39</b>	<b>1.72</b>	<b>1.80</b>
		<b>80% of Average</b>		<b>1.80</b>	<b>1.71</b>	<b>1.83</b>	<b>1.70</b>	<b>1.20</b>	<b>1.13</b>	<b>1.38</b>	<b>1.32</b>	<b>1.27</b>	<b>1.11</b>	<b>1.38</b>	<b>1.44</b>
		<b>20% of Indirect</b>		<b>0.60</b>	<b>0.59</b>	<b>0.58</b>	<b>0.59</b>	<b>0.59</b>	<b>0.60</b>	<b>0.59</b>	<b>0.58</b>	<b>0.60</b>	<b>0.59</b>	<b>0.60</b>	<b>0.56</b>
		<b>Sum of Actual Attainment</b>		<b>2.39</b>	<b>2.30</b>	<b>2.42</b>	<b>2.29</b>	<b>1.79</b>	<b>1.73</b>	<b>1.97</b>	<b>1.90</b>	<b>1.86</b>	<b>1.70</b>	<b>1.98</b>	<b>2.00</b>

  
 Director  
 Faculty Institute of Advanced Studies  
 (Affiliated to GGSIP University Delhi)  
 Madhoban Chowk, Rohini, Delhi-65

**Course: BA(JMC)(213)**  
**Batch: 2019-2022**  
**Shift: Evening**

S. No.	Code No.	Paper	Direct Course Attainment	PO 1	PO 2	PO 3	PO 4	PO 5	PO 6	PO 7	PO 8	PO 9	PO 10	PO 11	PO 12
1	101	Communication: Concepts & Processes	0.00	0.00	0.00	0.00	0.00	0.00	0.00	0.00	0.00	0.00	0.00	0.00	0.00
2	103	Contemporary India: An Overview	0.00	0.00	0.00	0.00	0.00	0.00	0.00	0.00	0.00	0.00	0.00	0.00	0.00
3	105	Basics of Design and Graphics	0.75	0.75	0.69	0.75	0.58	0.25	0.75	0.25	0.50	0.63	0.00	0.00	0.50
4	107	Personality Development	0.75	0.45	0.38	0.50	0.75	0.60	0.31	0.00	0.30	0.31	0.25	0.35	0.40
5	109	Writing Skills Lab	2.75	2.20	1.65	2.75	2.75	1.15	1.10	2.57	1.65	1.65	1.38	1.22	1.28
6	151	Communication Skills Lab	3.00	3.00	1.75	2.25	2.50	1.75	1.50	1.67	1.50	2.25	2.00	2.50	2.75
7	153	Contemporary India: Issues & Debates (Seminars & Pr	3.00	2.67	2.67	2.33	2.67	2.33	2.67	2.67	2.67	2.00	1.67	2.67	2.33
8	155	Design & Graphics Lab-1	3.00	3.00	2.00	3.00	3.00	0.00	0.00	3.00	2.00	2.00	1.33	1.67	2.00
9	157	Personality Development Lab	3.00	2.80	1.80	2.60	3.00	2.00	1.60	1.40	2.00	2.60	1.40	1.80	2.60
10	159	Writing Skills Lab	3.00	2.00	1.50	3.00	2.50	1.00	1.75	3.00	2.00	1.50	1.75	2.00	2.00
11	102	Print Journalism	3.00	3.00	3.00	2.60	2.20	1.50	2.00	0.00	2.00	2.20	1.00	2.50	2.40
12	104	Media Laws & Ethics	3.00	3.00	3.00	2.75	2.25	1.50	2.00	2.00	1.67	2.25	1.00	2.33	2.25
13	106	Still Photography	3.00	3.00	3.00	3.00	2.75	2.50	1.67	2.00	2.50	2.25	1.67	2.00	3.00
14	108	Health Communication	3.00	2.33	2.67	2.67	2.50	1.50	1.67	1.33	2.00	1.67	1.75	1.80	1.83
15	110	Sports Journalism	3.00	2.80	2.40	2.80	2.80	2.25	1.40	1.80	2.00	1.75	2.20	2.25	1.80
16	152	Print Journalism Lab	1.80	1.50	1.65	1.50	1.50	1.20	1.80	0.60	0.60	1.60	0.00	0.75	1.65
17	154	Still Photography Lab	2.20	2.20	1.96	2.20	1.96	1.22	1.83	1.47	1.83	1.47	0.73	1.71	1.96
18	156	Design & Graphics Lab-2	1.80	1.80	1.80	1.80	1.80	1.80	0.00	0.00	0.00	1.20	0.60	1.20	1.60
19	158	Health Communication Lab	3.00	2.67	3.00	2.00	2.00	1.33	2.00	2.00	2.33	2.67	1.50	2.67	3.00
20	160	Sports Journalism Lab	1.80	1.80	1.80	1.60	1.20	1.20	0.80	1.20	1.60	1.40	1.20	1.20	1.60
21	201	Development Communication	2.25	2.10	1.80	1.80	1.80	1.50	1.95	1.65	1.80	1.20	1.00	1.50	1.35
22	203	Basics of Radio Programming & Production	3.00	3.00	2.80	3.00	2.60	2.00	2.00	1.67	2.67	2.40	1.33	2.20	2.40
23	205	Basics of Video Camera: Lights & Sound	3.00	2.80	2.60	3.00	2.80	1.80	1.00	3.00	2.00	2.25	1.50	2.40	2.80
24	207	Radio Jockeying & News Reading	2.25	1.50	0.94	2.25	2.06	0.75	0.75	1.88	1.13	1.13	1.25	1.50	1.31
25	209	Video Editing	3.00	2.50	1.33	3.00	2.25	0.00	0.00	2.50	1.50	1.00	1.00	1.00	1.00
26	251	Radio Production Lab	2.20	1.47	1.61	1.91	1.61	1.47	0.88	1.76	1.17	1.17	1.47	1.03	1.17
27	253	Video Production Lab	3.00	2.25	2.50	3.00	3.00	1.50	1.50	3.00	2.00	2.00	1.75	1.25	1.75
28	255	Summer Training Report	3.00	2.50	2.50	2.75	2.25	1.50	1.75	2.75	2.25	1.50	2.00	2.00	2.00
29	257	Radio Jockeying & News Reading Lab	3.00	2.75	2.50	2.75	2.75	2.00	2.50	3.00	2.50	2.50	2.25	2.25	2.50
30	259	Video Editing Lab	3.00	2.67	2.67	3.00	2.00	1.33	1.33	2.67	2.00	1.33	1.67	2.00	1.67
31	202	Basics of Advertising	3.00	2.86	2.86	2.00	2.40	1.50	2.25	2.60	2.00	2.57	1.25	2.00	2.57
32	204	Basics of Public Relations	3.00	3.00	2.83	2.67	2.40	1.83	1.60	1.80	2.33	2.20	2.75	2.50	2.33
33	206	Television Programming & Production	3.00	2.80	2.20	2.60	2.20	1.50	1.67	1.00	1.50	2.00	1.50	2.80	2.60
34	208	Television News: Reporting & Anchoring	3.00	2.50	2.50	2.75	2.75	1.75	1.50	2.00	1.25	1.25	1.00	1.50	1.50
35	210	Corporate Communication	3.00	3.00	3.00	3.00	1.75	1.00	1.67	2.00	1.00	2.00	1.50	2.00	2.00
36	252	Advertising Lab	3.00	3.00	3.00	3.00	3.00	1.50	2.25	2.00	2.00	2.00	2.00	2.75	2.50
37	254	Public Relations Lab	3.00	3.00	3.00	3.00	3.00	2.00	2.00	1.00	3.00	2.00	1.00	2.00	2.67
38	256	Television Production Lab	3.00	3.00	3.00	3.00	3.00	3.00	0.00	1.00	1.50	2.00	1.00	2.33	2.67
39	258	Television News: Reporting & Anchoring Lab	3.00	2.50	2.50	2.75	2.75	1.75	1.50	2.00	1.25	1.25	1.00	1.50	1.50
40	260	Corporate Communication Lab	3.00	3.00	3.00	3.00	1.67	1.00	1.00	0.00	1.00	2.00	1.50	2.00	2.00
41	301	Basics of New Media	3.00	2.20	2.80	2.80	2.40	2.00	2.20	2.60	2.40	2.00	1.60	2.00	1.80
42	303	Media Research	0.75	0.58	0.42	0.50	0.50	0.31	0.55	0.40	0.44	0.46	0.75	0.45	0.50
43	305	Event Management	3.00	1.75	1.75	2.25	2.00	1.25	1.00	1.33	1.00	1.00	1.50	2.75	1.50
44	307	Digital Media Marketing	3.00	2.40	2.60	2.20	2.40	2.50	1.75	2.60	1.67	1.20	2.33	1.50	1.40
45	309	Film Appreciation	0.00	0.00	0.00	0.00	0.00	0.00	0.00	0.00	0.00	0.00	0.00	0.00	0.00
46	351	New Media Lab	1.80	1.20	1.20	1.80	1.44	0.60	1.00	1.68	1.20	0.72	1.08	1.20	1.32
47	353	Media Research Lab	2.00	1.87	1.07	1.47	1.07	0.67	0.67	1.60	0.67	1.07	1.47	1.20	1.47


48	355	Event Management Lab	3.00	1.67	1.67	2.00	2.33	2.33	1.00	2.67	2.00	1.33	2.00	2.33	1.67
49	357	Functional Exposure Report	2.00	1.56	1.78	2.00	2.00	1.11	0.89	1.78	1.33	1.33	1.11	1.56	1.56
50	359	Digital Media Marketing Lab	3.00	2.50	2.50	3.00	2.50	1.75	2.00	2.75	2.00	1.75	2.25	2.00	2.00
51	361	Film Appreciation Lab	1.80	1.35	1.35	1.35	1.20	0.90	1.35	1.65	1.20	0.90	1.20	1.00	0.75
52	302	Media Management & Entrepreneurship	3.00	2.60	2.60	2.40	2.20	2.80	1.80	2.00	2.00	1.60	2.80	2.80	2.20
53	304	Global Media: An Overview	3.00	2.75	2.75	2.00	1.75	2.00	2.50	2.00	2.50	1.50	1.50	2.50	2.00
54	306	Environment Communications	3.00	2.00	2.80	1.80	2.20	2.25	2.80	1.80	2.20	2.00	2.00	2.40	2.40
55	352	Final Project & Comprehensive Viva	3.00	2.50	1.75	2.40	1.80	2.00	0.00	2.00	2.50	1.50	1.67	1.00	1.50
		<b>Average</b>		<b>2.18</b>	<b>2.05</b>	<b>2.22</b>	<b>2.05</b>	<b>1.42</b>	<b>1.34</b>	<b>1.69</b>	<b>1.60</b>	<b>1.55</b>	<b>1.35</b>	<b>1.71</b>	<b>1.77</b>
		<b>80% of Average</b>		<b>1.75</b>	<b>1.64</b>	<b>1.78</b>	<b>1.64</b>	<b>1.14</b>	<b>1.07</b>	<b>1.35</b>	<b>1.28</b>	<b>1.24</b>	<b>1.08</b>	<b>1.36</b>	<b>1.42</b>
		<b>20% of Indirect</b>		<b>0.58</b>	<b>0.60</b>	<b>0.58</b>	<b>0.59</b>	<b>0.59</b>	<b>0.60</b>	<b>0.60</b>	<b>0.58</b>	<b>0.59</b>	<b>0.58</b>	<b>0.60</b>	<b>0.55</b>
		<b>Sum of Actual Attainment</b>		<b>2.33</b>	<b>2.24</b>	<b>2.36</b>	<b>2.23</b>	<b>1.73</b>	<b>1.66</b>	<b>1.95</b>	<b>1.86</b>	<b>1.83</b>	<b>1.66</b>	<b>1.96</b>	<b>1.97</b>

  
 Director  
 Regula Institute of Advanced Studies  
 Affiliated to GGSIE University, Delhi  
 Medhunan Chowk, Rehisi, Delhi-85

**Course: BCA(170)**  
**Batch: 2019-2022**  
**Shift: Morning**

S. No.	Code No.	Paper	Direct Course Attainment	PO 1	PO 2	PO 3	PO 4	PO 5	PO 6	PO 7	PO 8	PO 9
1	BCA 101	Mathematics - I	0.25	0.25	0.21	0.25	0.23	0.15	0.25	0.19	0.13	0.13
2	BCA 103	Technical Communication	0.25	0.22	0.17	0.13	0.14	0.08	0.08	0.00	0.21	0.10
3	BCA 105	Intro. to Programming Language using C	0.00	0.00	0.00	0.00	0.00	0.00	0.00	0.00	0.00	0.00
4	BCA 107	Introduction to Computers & IT	0.00	0.00	0.00	0.00	0.00	0.00	0.00	0.00	0.00	0.00
5	BCA 109	Physics	0.50	0.33	0.33	0.33	0.33	0.33	0.00	0.17	0.33	0.00
6	BCA 151	Practical - I C Prog. LAB	1.80	1.20	1.80	1.20	1.05	1.65	1.65	1.65	1.80	1.80
7	BCA 153	Practical - II IT LAB	1.80	1.80	1.20	1.20	1.20	1.20	1.20	1.80	1.20	1.80
8	BCA 102	Mathematics - II	1.50	1.50	0.00	0.00	1.00	0.50	0.50	0.00	0.50	0.63
9	BCA 104	Principles of Management	1.50	0.83	0.70	0.67	0.75	0.50	0.63	0.75	0.75	0.67
10	BCA 106	Digital Electronics	1.50	0.75	1.17	1.00	1.00	0.63	1.00	0.67	1.00	0.75
11	BCA 108	Data Structure Using C	1.50	1.38	1.00	1.13	1.25	1.13	0.67	0.75	0.88	0.75
12	BCA 110	Database Management System	1.50	1.00	1.25	1.38	1.25	1.25	0.67	0.75	0.88	1.00
13	BCA 152	Practical - III DS LAB	3.00	2.75	2.00	2.25	2.50	2.25	1.33	1.50	1.75	1.50
14	BCA 154	Practical - IV DBMS LAB	3.00	2.00	2.50	2.75	2.50	2.50	1.33	1.50	1.75	2.00
15	BCA 201	Mathematics - III	1.50	1.38	0.63	0.75	0.50	0.50	0.67	0.75	0.63	1.00
16	BCA 203	Computer Architecture	1.50	1.38	0.88	1.13	0.75	0.83	0.83	0.63	0.75	1.00
17	BCA 205	Front End Design Tool VB.Net	1.25	0.65	1.01	1.07	0.65	1.01	0.42	0.83	1.07	0.42
18	BCA 207	Principles of Accounting	1.50	0.60	0.50	1.10	1.10	1.50	1.20	1.00	0.50	0.50
19	BCA 209	Object Oriented Programming using C++	1.50	1.50	1.38	1.38	1.38	1.13	0.67	0.75	0.88	1.13
20	BCA 251	Practical - V .NET LAB	3.00	1.57	2.43	2.57	1.57	2.43	1.00	2.00	2.57	1.00
21	BCA 253	Practical - VI C++ LAB	3.00	3.00	2.75	2.75	2.75	2.25	1.33	1.50	1.75	2.25
22	BCA 202	Mathematics - IV	1.50	1.50	0.63	0.50	0.50	0.50	0.00	0.50	0.75	1.13
23	BCA 204	Web Technologies	1.50	1.38	1.25	1.25	1.25	0.75	0.83	0.67	0.75	1.13
24	BCA 206	JAVA Programming	1.50	1.38	1.38	1.38	1.25	1.00	0.75	0.50	0.67	0.63
25	BCA 208	Software Engineering	1.50	1.33	1.00	1.13	1.13	0.75	1.00	1.00	1.13	1.00
26	BCA 210	Computer Networks	1.50	1.38	1.38	1.38	1.25	1.00	0.75	0.50	1.00	0.63
27	BCA 252	Practical - VII JAVA LAB	3.00	2.75	2.75	2.75	2.50	2.00	1.50	1.00	1.33	1.25
28	BCA 254	Practical - VIII Web Tech LAB	3.00	2.75	2.50	2.50	2.50	1.50	1.67	1.33	1.50	2.25
29	BCA 301	Operating System	1.50	0.50	1.50	1.00	1.00	0.50	1.00	1.50	0.70	1.50
30	BCA 303	Computer Graphics	1.50	0.88	1.00	1.25	0.50	0.50	1.00	1.50	1.25	1.00
31	BCA 305	E- Commerce	0.75	0.56	0.56	0.50	0.38	0.63	0.63	0.50	0.38	0.38
32	BCA 313	Web Based Programming	1.50	0.63	0.63	0.67	0.83	0.83	1.13	1.25	0.50	0.83
33	BCA 351	Practical - IX CG LAB	3.00	1.75	2.00	2.50	1.00	1.00	2.00	3.00	2.50	2.00
34	BCA 357	Minor Project	3.00	1.80	1.75	2.20	1.00	1.00	2.00	2.75	2.50	2.00
35	BCA 302	Dataware Housing & Data Mining	1.50	0.63	0.63	0.67	0.83	0.83	1.13	1.25	0.50	0.83
36	BCA 304	Mobile Computing	1.50	0.75	0.88	1.25	1.13	1.13	0.83	1.00	0.50	1.00
37	BCA 306	Linux Environment	1.50	1.00	1.13	0.75	0.63	1.00	0.88	0.75	1.00	0.50
38	BCA 312	Artificial Intelligence	1.50	0.50	0.63	0.75	0.63	0.75	0.75	0.88	0.75	0.67
39	BCA 352	Practical - X Linux LAB	3.00	2.00	2.25	1.50	1.25	2.00	1.75	1.50	2.00	1.00
40	BCA 356	Mojor Project	3.00	1.67	2.00	1.67	1.83	2.00	2.00	1.83	2.00	1.40

	<b>Average</b>		<b>1.23</b>	<b>1.19</b>	<b>1.21</b>	<b>1.08</b>	<b>1.04</b>	<b>0.93</b>	<b>1.01</b>	<b>1.03</b>	<b>0.99</b>
	<b>80% of Average</b>		<b>0.98</b>	<b>0.95</b>	<b>0.97</b>	<b>0.87</b>	<b>0.83</b>	<b>0.74</b>	<b>0.81</b>	<b>0.82</b>	<b>0.79</b>
	<b>20% of Indirect</b>		<b>0.56</b>	<b>0.58</b>	<b>0.55</b>	<b>0.53</b>	<b>0.56</b>	<b>0.58</b>	<b>0.57</b>	<b>0.58</b>	<b>0.58</b>
	<b>Sum of Actual Attainment</b>		<b>1.55</b>	<b>1.54</b>	<b>1.52</b>	<b>1.40</b>	<b>1.39</b>	<b>1.32</b>	<b>1.38</b>	<b>1.40</b>	<b>1.37</b>

  
 Director  
 GGS Indraprastha Institute of Advanced Studies  
 (Affiliated to GGS Indraprastha University, Delhi)  
 Madhuban Chowk, Rohini, Delhi-85