



Anmol Arora <tecniawebsite@tecnia.in>

Fwd: International Day for Biological Diversity

1 message

Tecnia Director <director.tecniaindia@gmail.com>

Fri, May 20, 2022 at 3:11 PM

To: eco@tecnia.in, studentswelfare@tecnia.in

Cc: tecniawebsite@tecnia.in, fitindiyouth@tecnia.in, deanacademics@tecnia.in, iqac@tecnia.in

----- Forwarded message -----

From: **Eco club delhi** <ecoclub.delhi@delhi.gov.in>

Date: Fri, May 20, 2022 at 2:50 PM

Subject: International Day for Biological Diversity

To: <director.tecniaindia@gmail.com>


Dear eco-club incharge,

International Day for Biological Diversity is observed on 22nd May, 2022 which highlight that remains the answer to several sustainable development challenges. From ecosystem-based approaches to climate and/or nature-based solutions to climate, health issues, food and water security and sustainable livelihoods, biodiversity is the foundation upon which we can build back better.

You are advised to perform the activities mentioned in the attachment given. Certificates will be provided to winners for the respective activities. The guidelines for the competitions are attached. The schools and colleges are requested to submit photographs and a report for the above-mentioned activities at delhiwetlands@gmail.com by 24th March 2022.

Regards,


Department of Environment
Level-6, Wing-C,
Delhi Secretariat
New Delhi-110002
Tel.: 011-23392032

2 attachments **Activities for School Kids.pdf**
548K **Guidlines for events Biodiversity Day.docx**
14K

Activity-1 (Biodiversity in you)

1. Look at a bug/insect/ leaf/ stem.
2. Observe it.
3. Take a sheet of paper and draw on it.
4. If you have color, paint it.

You will observe that the time you spend on drawing in any natural entity will make you feel connected and soon you are a **“nature-saving hero”** after you have held one in your hands, drawn its portrait, and gained an understanding of why it is important and what it needs to survive!



Activity-2 (Create your own museum)

1. Go on a walk.
2. Pick up (don't pluck) any flower and/or leaf that come in your way.
3. Store it between 2 pages
4. Put heavy books or material on the pages.
5. After few days, you will observe that the flower/leaf is dried and is preserved.

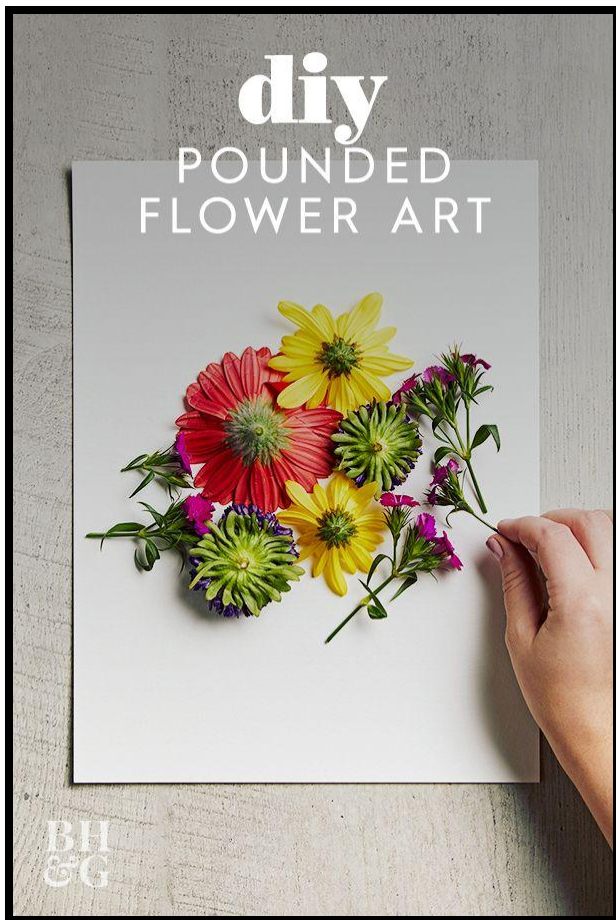
The time you spent on this flower/leaf stamp will make you realize that how nature is so wholesome in its own way. This will change your perception towards the conservation of biological diversity.



Activity-3 (3-D Biodiversity Art)

1. Go on a walk.
2. Pick up (don't pluck) any flower and/or leaf that come in your way.
3. Store it between 2 pages
4. Put heavy books or material on the pages.
5. After few days, you will observe that the flower/leaf is dried and is preserved.

The biodiversity has its own colors and the ecosystem inclusive of everything. You just need to see it.



GUIDELINES FOR PHOTOGRAPHY AND VIDEOGRAPHY

1. VIDEOGRAPHY

TAKE THE CHALLENGE!

Shoot a 60-second video vividly describing “Building a shared future for life”

Share your biodiversity story!

Make your film...

- One-minute maximum
- Landscape orientation.
- Speak up. Use a mic for good-quality audio.
- Keep your video respectful and constructive.
- Be accurate. Check your facts used in the video.

2. PHOTOGRAPHY

The photograph should be focussing on ways in “Building a shared future for life”

Capture your photo:

- Portrait/Landscape orientation
- Civil and truthful
- Not photoshopped
- Not Filtered
- Both phone and camera clicked pictures shall be considered.

Don't forget to include the @wetlandauthorityofdelhi on Instagram/ Facebook or E-mail to us at @delhiwetlands@gmail.com. The best ones will uploaded on official social media handles.

Grab your phone or camera and make a 60- second video or photograph.