

TECNIA INSTITUTE OF ADVANCED STUDIES

NAAC Accredited Grade 'A' Institute

Ref. No. TIAS/Dir. Off./2021/064

Date: 30.06.2021


NOTICE

Subject: Payment of Annual Fee for Academic Session 2021-22; for Students of MBA, BBA, BA(JMC) & BCA Program (2nd & 3rd year).

This is to inform all the students of MBA, BBA, BA(J&MC) & BCA of 2nd & 3rd Years, are hereby inform that all the online classes are going to commence w.e.f. 01.09.2021 for the Academic Session 2021-22; Further, notified that the payment of the Annual Academic Fee for the session 2021-22 is due which is required to be deposited from 01.07.2021 to 31.07.2021 as per following steps on TIAS ERP Portal which is linked on TIAS Website.

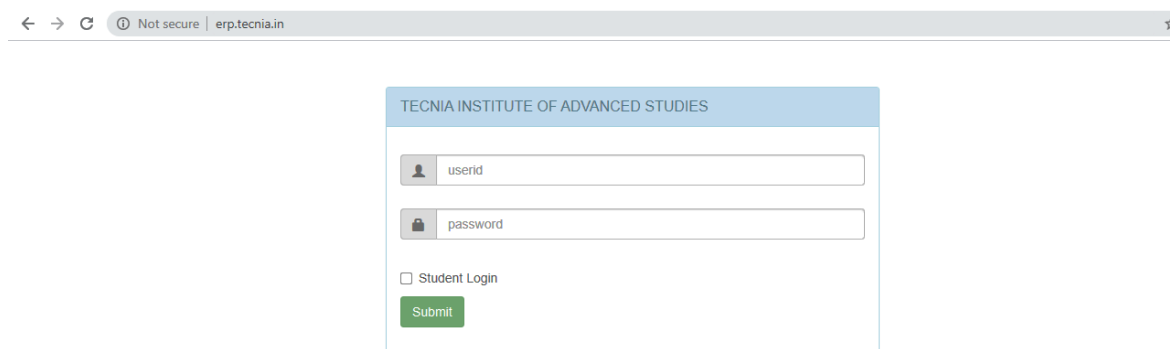
Please follow the steps to deposit the Fees on TIAS portal.

Step 1: Students are required to connect on Institute Website → <https://tiaspg.tecniain.in/> and Go on right hand side top for "Online Fee"



The screenshot shows the homepage of the Tecnia Institute of Advanced Studies. At the top, there is a navigation bar with links for 'Admission open 2020-21', 'Email directortias@tecniain.in', 'Download TIAS APK APP', 'Students Helpline', and 'Online Fee'. Below this is the institute's logo and name, along with accreditation details: 'NAAC ACCREDITED GRADE "A" INSTITUTE', 'Approved by AICTE, Ministry of HRD, Govt. of India, Affiliated to G.G.S.I.P. University & Recognized Under Sec. 2(f) of UGC Act 1956.' There are also logos for AICTE and UGC. At the bottom, there is a menu with links: 'About Us', 'Admission', 'Programmes', 'Placements', 'Student Welfare', 'Infrastructure', 'Publication', 'Events', 'Contact', and 'Downloads'.

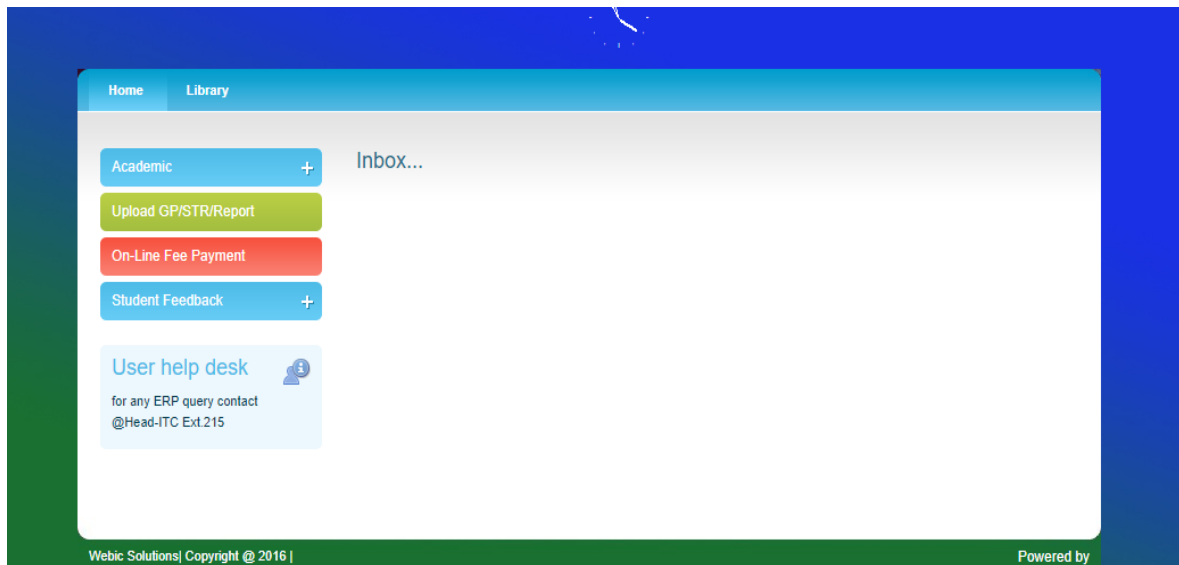
Step 2: Click on check box of "Student Login" and fill your "TIAS ID e.g. TIAS/BBA/20XX-XX/00000 or Enroll. No. e.g. 0012130XXXX" & "PASSWORD" thereafter (In case of password issue, consult your Class Incharge) → Submit



The screenshot shows the login form on the TIAS ERP Portal. The form is titled 'TECNIA INSTITUTE OF ADVANCED STUDIES' and contains the following fields and elements:

- A text input field labeled 'userid'.
- A password input field labeled 'password'.
- A checkbox labeled 'Student Login'.
- A green 'Submit' button.

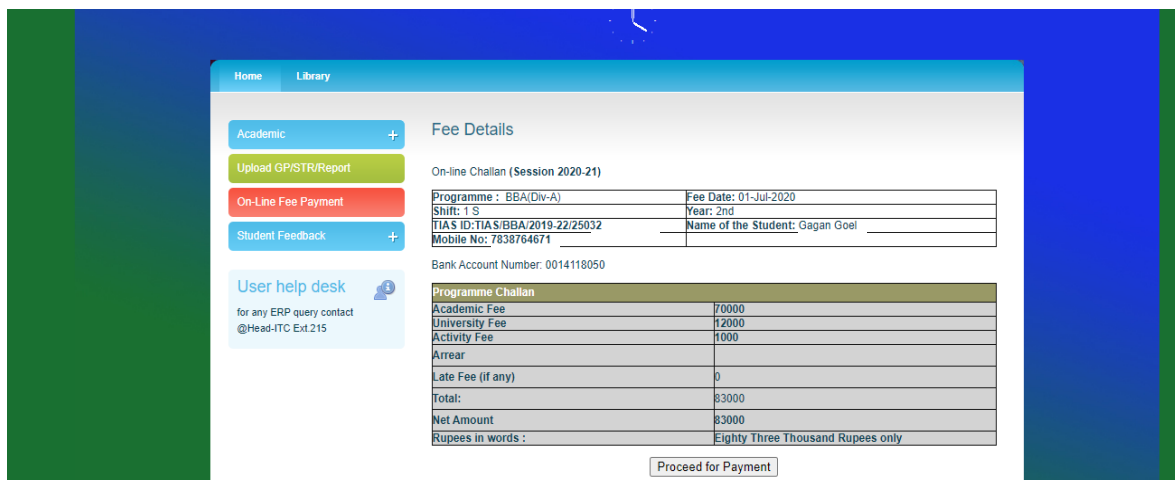
Step 3: Click on "On-Line Fee Payment"



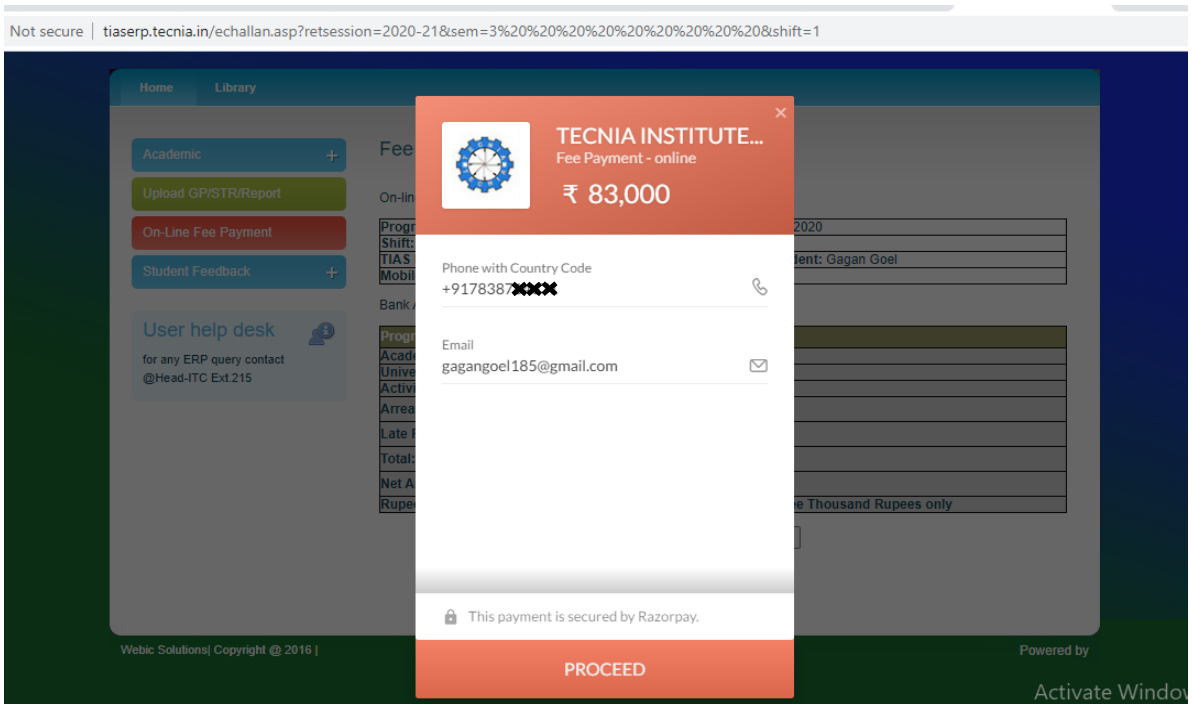

Step 4: Click on "Pay Now" for Session 2021-22



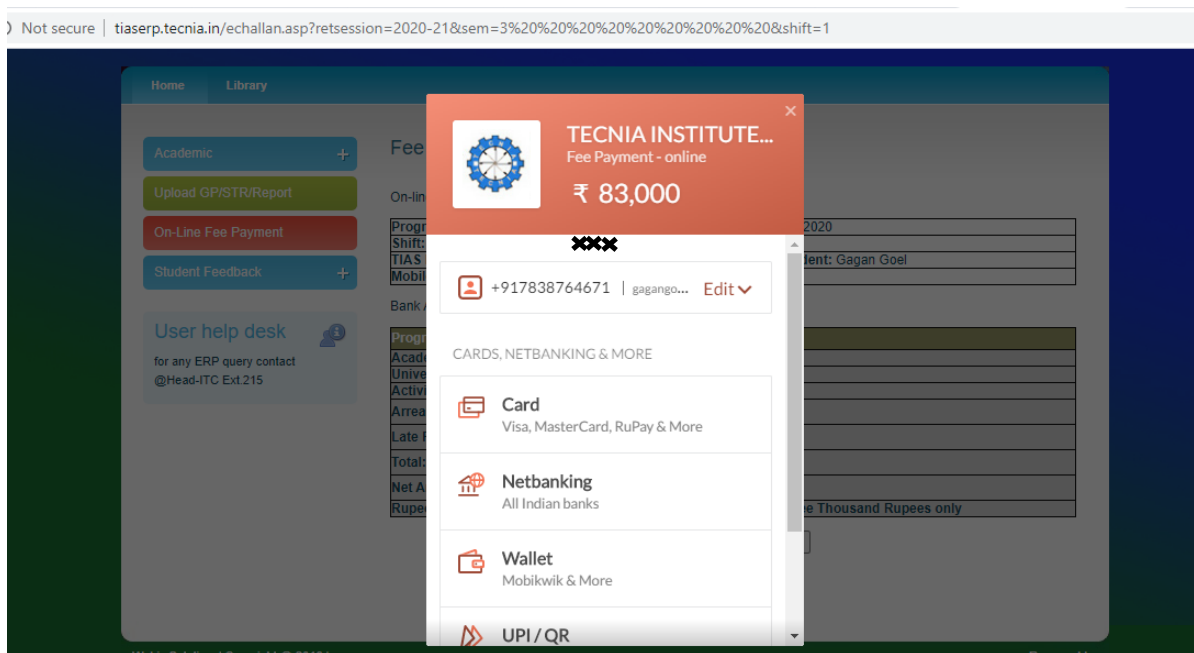
Step 4: Click on "Proceed for Payment"



Step 5 (If required): Click on "Edit" button if any, updation in Mobile Number & Email ID and PROCEED or SKIP



Step 6: Click on Mode of Online Payment “Card/Net banking/Wallet/UPI/QR/EMI” as per your convenience and proceed for final payment.



Note: If found any difficulty related to login & payment; please contact “Admin on phone number: 9212080415 or email to admission@tecnia.in”

DIRECTOR

Copy to:

All Deans & HoDs (MBA, BBA, BA(JMC) & BCA): To ensure compliance
Class Incharges: To coordinate/motivate students for timely fee payment
Ms. Antika Bhargava, Admission Cell: For issuance of Challan
Accounts Department: For information & reconciliation
IT Cell: For notice uploading on Website-TIAS and ensure smooth working of ERP.