

indian management

The Journal of
AIMA
ALL INDIA MANAGEMENT ASSOCIATION

OCTOBER 2009


VOLUME 48 ISSUE 10

Rs 70

A Business Standard Publication

**SPECIAL
ISSUE**

AIMA SURVEY OF
BEST B-SCHOOLS



AFTER A YEAR OF GLOOM, THERE'S
OPTIMISM THAT CAREER
PROSPECTS WILL SOON IMPROVE

CAUTIOUSLY UPBEAT!



NEED TO RENOVATE
MANAGEMENT
EDUCATION

S L RAO

BOARD MEMBER, IIML & IILM

18



BUSINESS EDUCATION
HAS ADAPTED WELL
TO CHANGES

N S RAJAN

E&Y GLOBAL LEADER

88



HOW BUSINESS
SCHOOLS SHAPE
THE MANAGER

NIRMAL JAIN

CHAIRMAN OF INDIA INFOLINE

96

B-SCHOOL REPORT CARD

The class of 2009: IIMs put up a good show

INSTITUTE	OVERALL SCORE	INTELLECTUAL CAPITAL	ADMISSIONS & PLACEMENTS	INFRASTRUCTURE	INDUSTRY INTERFACE	GOVERNANCE	LOCATION
CATEGORY (SUPER LEAGUE)							
Faculty of Management Studies, Delhi University (FMS)	95	95	95	90	85	70	Delhi
Indian Institute of Management (IIM)	95	95	95	95	95	95	Ahmedabad
Indian Institute of Management (IIM)	95	95	95	80	95	90	Bangalore
Indian Institute of Management (IIM)	95	90	95	90	95	90	Kolkata
Indian Institute of Management (IIM)	95	90	95	80	90	85	Lucknow
Indian Institute of Foreign Trade (IIFT)	95	95	95	95	85	90	New Delhi
Institute of Management Technology (IMT)	95	95	90	90	95	95	Ghaziabad
Management Development Institute (MDI)	95	95	95	95	95	80	Gurgaon
National Institute of Industrial Engineering (NITIE)	95	95	95	85	90	95	Mumbai
Xavier Labour Relations Institute (XLRI)	95	90	95	80	95	95	Jamshedpur

HOW TO READ THE RATINGS

Business schools in each category have been ranked in alphabetical order. That is why, in the Super League, the Faculty of Management Studies, Delhi University, is on top and the Xavier Labour Relation Institute at the bottom. In other categories, this has caused business schools with a lower overall score to be listed above those with a higher overall score.

The scores given in the table represent percentile scores. The score of 90 by a business school on intellectual capital, for instance, means that 90 per cent of the 285 business schools included in the survey fall below this

business school.

However, the grouping in each category is on the basis of absolute scores and not percentile scores. That is why, you will find, that business schools with a score of 95 are in the Super League as well as in the A1 category. Similarly, business schools with an overall score of 90 can be found in the A1 as well as A2 categories.

SCORES HAVE BEEN ALLOTTED ON FIVE PARAMETERS:

- Intellectual capital
- Admissions and placements
- Infrastructure

- Industry interface
- Governance

Each parameter has been assigned a different weight according to the directions of AIMA in discussion with academicians and other experts. The final score is therefore a weighted aggregate and not a simple aggregate. The final scores are used to put the business schools in different categories.

The percentile scores are comparative. No mathematical operations like addition or subtraction can be done on these scores.



RATINGS



THE TOP BUSINESS SCHOOLS HAVE IMPROVED THEIR SCORE IN THE LAST THREE YEARS

INSTITUTE	OVERALL SCORE	INTELLECTUAL CAPITAL	ADMISSIONS & PLACEMENTS	INFRASTRUCTURE	INDUSTRY INTERFACE	GOVERNANCE	LOCATION
CATEGORY (A1)							
IIT Delhi - Department Of Management Studies	90	95	80	90	80	75	New Delhi
IIT Mumbai - Shallesh J Mehta School Of Management	90	90	95	85	70	75	Mumbai
Indian Institute of Management (IIM)	95	85	95	95	90	90	Indore
Indian Institute of Management (IIM)	90	85	95	95	70	85	Kozhikode
Institute of Management Nirma University	90	90	85	95	75	75	Ahmedabad
International Management Institute (IMI)	95	90	90	90	90	80	New Delhi
K J Somaiya Institute of Management Studies & Reserach	90	85	85	90	95	90	Mumbai
SVKM's NMIMS University	95	90	80	85	95	90	Mumbai
Xavier Institute of Management (XIM)	95	95	95	75	95	70	Bhubaneshwar
CATEGORY (A2)							
Acharya Institute of Management and Sciences	85	70	70	90	80	90	Bangalore
Alliance Business School	90	80	90	85	90	70	Bangalore
Asia-Pacific Institute of Management	85	65	85	90	85	85	New Delhi
Bharathidasan Institute of Management	90	85	90	85	95	60	Tiruchirappalli
BIS Institute of Management	85	80	80	75	85	45	Ghaziabad
College of Management Studies	85	80	55	65	90	95	Kanpur
Fore School of Management	85	90	80	65	70	85	New Delhi
Goa Institute of Management	80	75	90	80	70	60	Ribandar
Indian Institute of Social Welfare & Business Management	85	90	85	80	75	40	Kolkata
Indian Institute of Forest Management	80	90	45	95	75	30	Bhopal
Institute for Integrated Learning in Management	90	95	80	85	65	95	Greater Noida
Institute of Management & Information Science	85	70	90	85	80	60	Bhubaneshwar
Institute of Rural Management Anand	85	75	90	75	85	95	Anand
Institute of Technology & Science	85	65	90	95	80	90	Ghaziabad
Integrated Academy of Management & Technology	90	95	45	90	95	45	Ghaziabad
Jagan Institute of Management Studies	90	95	85	75	80	85	New Delhi
Lal Bahadur Shastri Institute of Management	90	75	85	90	90	95	New Delhi
Loyola Institute of Business Administration	85	75	90	75	85	90	Chennai



Excellence,
Not Just in the Name

JK
excel BOND™
Superwhite bond paper.




JK PAPER LTD.
Creating lasting impressions

Your Partner in Success



RATINGS



INFRASTRUCTURE SEEMS TO HAVE TAKEN A TURN FOR THE BETTER IN THE LAST ONE YEAR

INSTITUTE	OVERALL SCORE	INTELLECTUAL CAPITAL	ADMISSIONS & PLACEMENTS	INFRASTRUCTURE	INDUSTRY INTERFACE	GOVERNANCE	LOCATION
IIMT Professional College	75	65	50	85	50	95	Meerut
Indian Institute of Business Management	80	75	70	80	80	50	Patna
Indian School of Mines University	65	70	60	40	65	25	Dhanbad
Institute for Financial Management & Research	80	85	85	75	55	30	Chennai
Institute for Technology & Management	80	85	80	45	65	80	Chennai
Institute for Technology & Management	70	85	40	55	75	20	Navi Mumbai
Institute of Management in Kerala	65	85	15	70	55	40	Trivandrum
Institute of Management Studies	75	60	80	50	85	80	Ghaziabad
Institute of Management Technology	80	70	70	95	70	25	Nagpur
Institute of Productivity	65	50	65	80	45	80	Ghaziabad
Institute of Professional Excellence & Management	70	40	75	65	85	70	Ghaziabad
Institute of Public Enterprise	75	75	70	70	70	45	Hyderabad
Institute of Rural Management	65	45	45	65	65	75	Jaipur
Intech Institute of Business Management	70	80	70	40	40	70	Bangalore
International Institute of Foreign Trade & Research	60	45	75	5	90	85	Indore
International Management Centre	65	85	85	10	15	65	New Delhi
International School of Informatics & Management	70	65	30	70	85	75	Jaipur
Ishan Institute of Management & Technology	60	35	35	80	75	60	Greater Noida
Jaipuria Institute of Management	70	70	65	75	60	25	Noida
Jaipuria Institute of Management	65	80	70	50	15	10	Jaipur
Justice K S Hegde Institute of Management	60	50	60	40	70	55	Udupi Dist.
Kerala Institute of Tourism & Travel Studies	60	70	45	5	70	90	Thiruvananthapuram
Kristu Jayanti College	60	75	10	75	60	60	Bangalore
KSR Business School	80	70	60	95	70	55	Tiruchengodu
MET Institute Of Management	75	60	75	90	55	90	Mumbai
Mount Carmel Institute of Management	70	80	20	55	70	80	Bangalore
National Institute of Agricultural Extension Management	75	85	90	65	10	75	Hyderabad
New Delhi School of Management	80	60	85	80	95	65	New Delhi
NIILM Centre for Management Studies	75	70	65	85	60	70	New Delhi
Noorul Islam College of Engineering	60	55	50	40	80	35	Thuckalay
North Eastern Regional Institute of Management	65	60	65	60	35	80	Guwahati



Brilliant colour impressions. Superior printing

cedar™
premium colour copying and printing paper

Marketed by:



JK PAPER LTD.

Creating lasting impressions


Contact: 011-41509039 marketing@jkmail.com

Available in: 100 gsm; A4, A3 size



THE TOP B-SCHOOLS
HAVE IMPROVED
THEIR INTELLECTUAL
CAPITAL IN THE LAST
THREE YEARS

INSTITUTE	OVERALL SCORE	INTELLECTUAL CAPITAL	ADMISSIONS & PLACEMENTS	INFRASTRUCTURE	INDUSTRY INTERFACE	GOVERNANCE	LOCATION
Pioneer Institute of Professional Studies	70	80	50	60	45	75	Indore
Prestige Institute of Management	70	85	25	65	55	50	Gwalior
PSG Institute of Management, Peelamedu	80	55	50	95	75	70	Coimbatore
Rural Engineering College	65	80	25	35	75	55	Bhaiki
Sri Ramkrishna Degree College	70	45	60	90	80	85	Nandyal, Kurnool
Sri Sairam Institute of Management Studies	80	70	60	35	95	95	Chennai
Suryadutta Institute of Business Management & Technology	70	65	60	75	60	70	Pune
Thakur Institute of Management Studies & Reserach	65	65	40	70	45	95	Mumbai
Vaikunth Mehta National Institute of Cooperative Management	65	60	80	35	85	0	Pune
Velammal College of Management & Computer Studies	65	35	50	70	65	90	Chennai
Vignana Jyothi Institute of Management	65	40	80	75	50	75	Hyderabad
Vinayaka Missions B School	60	55	55	50	60	60	Salem
VIT Business School	80	70	55	95	80	50	Vellore
CATEGORY (A4)							
Accurate Institute of Management & Technology	30	15	75	50	0	5	Greater Noida
AICAR Business School	55	70	65	35	25	20	Raigad
Alagappa Institute of Management	55	55	30	55	75	45	Karaikudi
Allama Iqbal Institute of Management	35	25	65	10	75	10	Thiruvananthapuram
Asian School of Business Management	55	20	55	80	25	95	Bhubaneswar
Asian Workers Development Institute	60	75	50	35	25	25	Rourkela
Balaji Institute of Management & HRD	40	15	70	75	20	15	Pune
BDS Institute of Management	45	25	60	55	50	50	Meerut
Bhai Gurdas Institute of Engineering & Technology	40	40	35	40	35	65	Sangrur
Bhai Gurdas Institute of Management & Technology	40	25	90	25	20	50	Sangrur
BVU Institute of Management	30	50	15	45	50	0	Kolhapur
Camellia School of Business Management	55	85	80	5	5	35	Kolkata
Central Institute of Business Management Research & Development	30	25	50	15	55	45	Nagpur
Centre for Management Studies	40	65	40	15	25	25	Dibrugarh
Centre for Management Studies, JISCE	60	60	55	60	50	25	Nadia
Centurion Institute of Professional Studies	45	65	60	5	0	85	Jaipur
Centurion School of Rural Enterprise Management	50	60	60	25	30	30	Paralakhemundi
College of Management - Shri Mata Vaishno Devi University	45	90	5	30	40	10	Katra (Jammu)
Dav Institute of Management	45	60	30	60	5	10	Faridabad
Dayananda Sagar College of Management & Information Technology	55	40	55	70	35	35	Bangalore
DC School of Management & Technology Media School	55	50	45	50	20	85	Trivandrum
DC School of Management & Technology	40	5	70	65	50	65	Ludhki
Deepshikha College of Technical Education	50	55	10	70	65	60	Jaipur
Delhi School of Professional Studies & Research	50	30	80	15	75	80	New Delhi
Department of Business Administration - Tezpur University	60	85	15	40	45	25	Tezpur



**THE NUMBER OF
TEACHERS WITH A
PHD DEGREE HAS
REMAINED CONSTANT
ACROSS CATEGORIES**

INSTITUTE	OVERALL SCORE	INTELLECTUAL CAPITAL	ADMISSIONS & PLACEMENTS	INFRASTRUCTURE	INDUSTRY INTERFACE	GOVERNANCE	LOCATION
Department of Management Science - MES College Of Engineering	55	50	45	60	45	20	Kuttippuram
Department of Management Studies & Research	35	10	35	55	70	30	Nagpur
Department of Management Studies - SCSVMV	25	15	35	35	55	30	Kanchipuram
FMS - Maharishi Arvind Institute of Engineering & Technology	55	65	40	45	20	65	Jaipur
Fortune Institute of International Business	45	55	65	30	45	15	New Delhi
Holy Grace Academy of Management Studies	50	50	55	25	60	20	Thrissur
IIMT College of Management	45	20	65	45	30	95	Greater Noida
IIMT Engineering College Faculty of Management Studies	60	40	50	75	50	75	Meerut
Indian Academy School of Management Studies	50	55	50	45	20	65	Bangalore
Institute for Technology & Management	40	45	50	40	20	15	Bangalore
Institute of Business & Computer Studies	40	30	35	65	40	45	Bhubaneswar
Institute of Business Studies & Research	25	40	25	45	5	15	Navi Mumbai
Institute of Business Management & Research	35	30	20	50	55	55	Indore
Institute of Engineering & Management	60	65	60	45	30	60	Kolkata
Institute of Informatics & Management Sciences	25	45	5	55	35	30	Meerut
Institute of International Business & Research	30	15	50	50	25	35	Pune
Institute of Management & Technology	35	30	55	30	30	55	Faridabad
Institute of Management & Entrepreneurship Development	55	60	65	10	75	25	Pune
Institute of Management	50	65	25	70	10	25	Bhubaneswar
Institute of Management Studies	35	65	50	5	10	20	Kolkata
Institute of Management Studies	50	50	80	35	40	40	Noida
Institute of Management Studies	50	5	40	95	15	80	Dehradun
Institute of Marketing & Management	50	65	40	30	10	20	Delhi
Institute of Science & Management	40	60	20	40	25	25	Ranchi
Integral Institute of Advanced Management	35	20	70	10	55	70	Vishakhapatnam
Invertis Institute of Management Studies	40	35	70	20	50	45	Bareilly
J K Business School	55	55	80	30	50	15	Gurgaon
Jagannath International Management School	25	30	10	65	45	40	New Delhi
Kavi Kulguru Institute of Technology & Science	30	55	25	10	30	15	Ramtek
KCT Business School	30	45	30	25	30	30	Coimbatore
Khandelwal College of Management Science & Technology	45	15	65	50	40	80	Bareilly
Kongu Engineering College	45	10	35	35	80	85	Erode
Koushali Institute of Management Studies	30	35	15	55	40	75	Dharwad
Lala Lajpat Rai Institute of Management	50	30	85	40	15	85	Mumbai
Lovely Professional University	50	60	30	70	20	20	Phagwara
M M Institute of Management	35	30	40	10	60	50	Ambala
M S Patel Institute of Management Studies	35	50	25	15	60	45	Vadodara
Magnus School of Business	40	40	60	15	45	40	Hyderabad
Maharaja Agrasen Institute of Management & Technology	30	30	45	30	35	35	Yamuna Nagar
MCE Society's Allana Institute Of Management Sciences	30	15	30	50	50	55	Pune
Narula Institute of Technology	30	45	30	60	5	0	Kolkata



THE AVERAGE ANNUAL SALARY OFFERED AT BUSINESS SCHOOLS FELL SHARPLY BETWEEN 2008 AND 2009

INSTITUTE	OVERALL SCORE	INTELLECTUAL CAPITAL	ADMISSIONS & PLACEMENTS	INFRASTRUCTURE	INDUSTRY INTERFACE	GOVERNANCE	LOCATION
Nava Bharathi College of PG Studies	40	35	25	15	80	50	Secundrabad
PSNA College of Engineering & Technology	45	35	35	45	65	40	Dindigul
Pillai's Institute of Management Studies & Research	45	45	80	25	50	15	Navi Mumbai
Prestige Institute of Management Dewas	35	60	15	15	50	35	Dewas
Punjab Institute of Management & Technology	35	45	20	60	15	30	Mandi Gobindgarh
R G Kedia College	30	30	20	25	70	60	Hyderabad
R K College of Business Management	30	25	20	60	25	55	Rajkot
R L Institute of Management Studies	50	40	45	50	35	70	Madurai
Rajagiri School of Management	55	50	30	55	65	45	Cochin
Rajdhani College of Engineering & Management	35	30	45	15	65	25	Bhubaneshwar
RIMT - Institute of Management & Computer Technology	30	35	70	20	20	40	Mandi Gobindgarh
Sambhram Academy of Management Studies	35	20	40	45	30	60	Bangalore
Sardar Vallabh Bhai Patel Institute of Textile Management	35	45	35	50	30	10	Coimbatore
School of Management Studies	45	45	60	30	55	10	Kochi
Sha Institute of Management & Technology	45	40	55	40	55	20	Raipur
Shri Vaishnav Institute of Management	40	50	25	60	50	10	Indore
Sydenham Institute of Management Studies Research & Entrepreneurship Education	40	45	90	5	35	5	Mumbai
Siva Sivani Institute of Management	55	30	75	70	40	45	Hyderabad
Srusti Academy of Management	45	35	25	65	55	65	Bhubaneshwar
St. Joseph's College of Business Administration	45	15	55	60	45	75	Bangalore
St. Joseph's PG College	40	15	15	60	65	90	Hyderabad
Tecnia Institute of Advanced Studies	55	80	20	55	15	50	Delhi
The Business School - University of Jammu	50	80	50	5	25	40	Jammu
The Business School - University of Kashmir	50	60	75	15	60	5	Srinagar
Thiagarajar School of Management	50	25	45	60	70	60	Madurai
Tolani Institute of Management Studies	25	20	40	55	15	40	Adipur
Warangal Institute of Management	35	20	55	50	25	35	Warangal
Xavier Institute of Management & Entrepreneurship	55	30	60	65	40	90	Bangalore
Xavier Institute of Social Service	45	40	45	40	60	30	Ranchi
CATEGORY (B1)							
Aloysius Institute of Business Administration	20	5	30	50	15	70	Mangalore
Aurora PG College	10	5	15	25	30	80	Hyderabad
Balaji Institute of Telecom & Management	25	10	60	25	40	15	Pune
Bankatlal Badruka College for Information Technology	10	10	50	0	45	45	Hyderabad
Bansal MBA College	10	0	40	15	10	5	Bhopal
Cambridge Institute of Technology	10	50	0	20	0	5	Ranchi
Chandigarh Business School	15	25	20	5	50	55	Landran
Chintamany Academy of Management Studies	10	75	0	0	0	15	Wardha
Datta Meghe Institute of Management Studies	10	0	30	40	30	5	Nagpur